

# Inspiring Conservatories, Orangeries and Extensions.



Tel: 0800 015 7749 | Web: [leekeswindows.co.uk](http://leekeswindows.co.uk)

**Leekes**  
You're home





# Contents

---

04	About Leekes	20	Lean To Conservatories
05	Why Choose Leekes?	21	Gable Conservatories
06	Planning	22	Roof Options
08	Orangeries	24	Door Options
12	Loggia Conservatories	25	Wall Options
14	P-Shape Conservatories	26	Colour Options
15	T-Shape Conservatories	27	Finishing Touches
16	Edwardian Conservatories	28	Testimonials
18	Victorian Conservatories	30	Our Service
19	Veranda Conservatories	31	FAQ's





# About Leekes

With more than 115 years experience in home improvements and over 30 years in the glazing industry, trust the experts at Leekes with your dream conservatory or orangery project.

Leekes is an award winning family business which has been helping customers to create beautiful homes since 1897. Our home department stores are fully equipped with some of the largest conservatory and window studios in the UK and are located in Llantrisant, Cross Hands, Melksham, Bilston and Coventry.

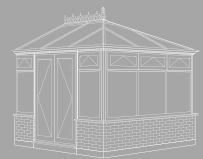
We also have conservatory and window studios in Wyevale Garden Centres in Hereford, Swindon and Thornbury and in an independent garden centre in Caerphilly. Our showrooms offer an opportunity to see our finished displays; full size and fully furnished – allowing you to step inside before purchasing. Unlike many of our competitors, our stores and studios operate extended opening hours enabling you to

visit us throughout every stage of your project; with our friendly staff available, face to face, to help at any time. With over 115 years of trading history, we bring a wealth of experience and strong customer service values to each installation we undertake.


Our trained teams of surveyors will take care of planning permission and building regulation approvals when relevant to your project. Our expert fitters and workmen are trained to be clean and efficient to minimise disruption during the installation as we realise any build or improvement project can be a stressful time in the home. Our aim is to complete your installation to the highest quality and as professionally as possible in the time frame agreed.



Leekes Bilston



Leekes build over 400 conservatories every year




Leekes fit over 10,000 windows every year



Leekes employs over 1000 people with a turnover of more than £100 million

## The Wider Leekes Group

The Leekes Retail and Leisure Group also includes the award winning Vale Resort - a four star hotel with two championship golf courses, a luxury spa, a health and racquets club and several restaurants located west of Cardiff. In addition, the Group owns the adjacent Hensol Castle, a 17th Century listed building which is currently open for conferences, events and weddings.



Hensol Castle

# Why Choose Leekes?



Award winning family owned business, trading for over 115 years



Well appointed studios: experience the products before purchase



Constantly evolving range of products and finishes



Lowest Price Guarantee\* means we won't be beaten on price on proven quotes



Knowledgeable and experienced staff



10 year guarantee as standard on every conservatory & orangery



Industry accredited: FENSA, BBA, TrustMark



Affordable payment options including Interest Free Credit# promotions



Complete 360° service: design, planning, survey, basework and installation



\*Subject to terms and conditions. #0% APR representative. Finance is subject to status.



# Planning

## Your dream conservatory

At Leekes we understand that a conservatory or orangery is a substantial investment and with so many styles and options available, it's important to take time to carefully consider your project. Every one of our conservatories and orangeries can be built to your own personal specifications.

Before deciding upon a style, it's helpful to understand how you are looking to use your space, the motivation for your purchase and review the options available.

### 1 Budget

Planning your project is essential – and the best place to start is by calculating your budget. Every project will be priced differently according to its specification; size, materials and construction needed. To help you along the way, we recommend contacting one of our design consultants, who will be happy to work within your own set budget, advising you on all the available options. Remember we offer finance packages with affordable monthly payments across our entire range, subject to status.

### 2 Uses

Think about how you will use your new space – whether it be as a living room, dining room, home office or play room. This will help you to decide upon details such as position, size and interior and exterior finishes.





## 7 Roof

Your choice of roof will impact the way your conservatory looks and feels from the inside and out. Choose from a range of options including; tile effect, glass, polycarbonate, tile or a combination of a solid roof with glazing.



## 6 Interior Finishes

How you style the interior of your new space will depend upon how you intend to use it. From hard wood, tiles, vinyl or carpet, we can supply you with hundreds of flooring options and interior finishes, as well as the furniture and accessories to complete your look.



## 5 Glazing

All of our conservatories and orangeries are double glazed with A rated windows as standard. We offer a range of different glazing finishes as well as an array of bevel designs to personalise your conservatory or orangery.



## 4 Colours & Finishes

Our brick matching service will allow your conservatory or orangery to look like part of the original build. Our vast range of frames are available in uPVC, aluminium and timber effect in a variety of colours.



## 3 Designs

Our conservatories are available in a range of styles and designs, each offering different features. We offer a choice of Lean To, Edwardian, Victorian, P-Shape, T-Shape, Loggia, Veranda, Gable and orangery extensions. Our designers can provide advice on the best options for you considering your space, design, budget and style.





## Orangeries

A solid and secure brick construction with a stunning lantern roof

An orangerie is a premium glazed extension to your home that combines classic elegance with modern design and technologies. Its solid brick construction offers a secure and exceptionally thermally insulated room while its large windows and signature lantern-style roof allows light to flood in – and with the addition of bi-folding doors, your garden can become a seamless extension of your interior.











“We have been very impressed by the professional, skilled men who turned the design and our dream into reality. We are thrilled with the result. The work was monitored and managed at every stage, resulting in a seamless and stress free experience for us.”

Mr & Mrs M, Cardiff








“Our experience with the Leekes team could not have been better. From the initial discussion with the sales consultant to final sign off, everyone was very friendly, helpful and professional, the finished result is spectacular!”

Mr & Mrs Stevens, Swindon







## Loggias

Inspired by the Italian Renaissance, built with modern engineering

A modern day interpretation of 17th Century Italian architecture, Loggias are a superior design conservatory similar to an orangery in their appearance and construction. Supported by solid ornate columns and glazed walls, the Loggia offers premium insulation while its fantastic glass roof not only allows lots of light in but also acts as a stunning feature.





“Working with our designer at Leekes made purchasing our Loggia a relaxed and enjoyable experience, and the no pressure sales approach made a refreshing change. Together we created a thing of beauty which has met all our requirements and desires.”

Mrs Chapman, Northampton

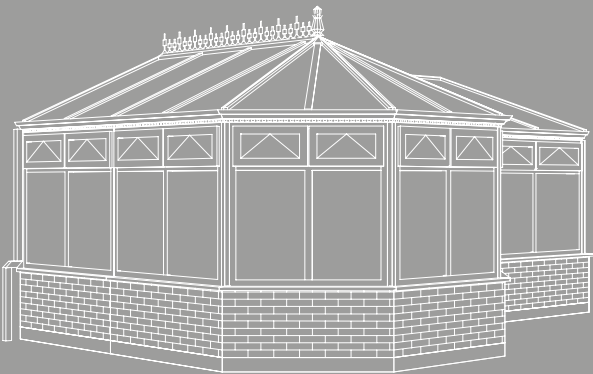





## P-Shape

A flexible grand design combining traditional and modern style

Perfect for larger homes, the P-Shape conservatory encompasses an Edwardian style rectangular room with a Victorian style conservatory end. Its shape allows the design to be incredibly flexible, offering conservatory living without compromising outdoor space.







## T-Shape


---

### A magnificent design statement

T-Shape designs are ideal for large properties with big outdoor spaces – their symmetrical design and central porch area creates a grand entrance into your home from your garden. Inside they are spacious and bright, making it the perfect space for a brand new dining or living room. Like most conservatories, T-Shape designs are finished with a brick dwarf wall which can be rendered or matched to the existing brickwork of your property.







# Edwardian

Regal, traditional but timeless

Inspired by the architecture of the Edwardian period, this style remains a classic. With a traditional pitched roof and square or rectangular shape, this design will compliment and suit both modern and traditional homes – and is particularly useful for those with small to medium sized gardens. For a more traditional look, adding an ornate roof detail is popular; while for modern homes, the Edwardian style can also provide a clean and contemporary space.








“Leekes’ specialist teams did their job in a highly professional and skilled manner, exhibiting a high degree of quality workmanship enabling the project to be delivered on time and to specification.”

Mr Jones, Coventry





# Victorian

---

Gothic inspired including modern technology

With its elegant shape and intricate design options, a Victorian conservatory combines Gothic inspired architecture with the benefits of modern day technology and efficiency. Distinguished by its faceted front, this style can be adapted to fit in a small garden or patio, if space is limited.







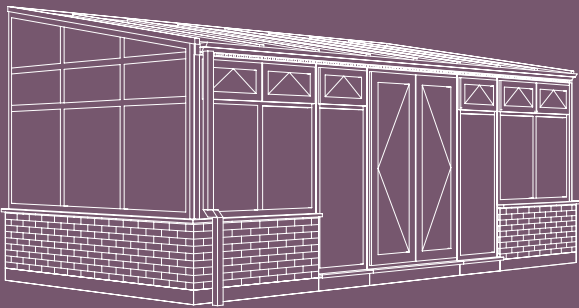
# Verandas

All year round conservatory living

Designed with the purpose of making the most of your garden, the seamless connection between the indoor and outdoor area can be enjoyed all year round. So whether you're hosting a barbeque on a summer's evening or enjoying the view of your garden, this is the perfect addition to your home.







## Lean To

Affordable, flexible and modern

The Lean To conservatory is an affordable and flexible design that can suit any budget or outside space. Often known as a garden room, these conservatories are inspired by Mediterranean sun rooms. Due to its flexible roof pitch, the Lean To can fit into restricted spaces where other conservatories may not. The design is perfect for those looking for a clean, contemporary look – usually rectangular in shape, there is also the option of including brick dwarf walls which is a popular optional extra with the Lean To design.





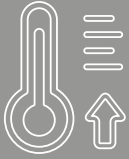
# Gable

A grand and elegant roof creating a feeling of space

With its feature high pitch roof, the Gable conservatory is inspired by Georgian architecture and will add a sense of grandeur to any home. The high roof gives an impressive feel of space and allows the light to flood in to the room. With the inclusion of added roof detail and intricate glazing designs, the Gable conservatory can be perfect for period or more traditional homes.







Thermally efficient




Cooler in Summer



Warmer in Winter



Draught Proof



Tiled Roof

Premium quality tiles look fantastic and give your conservatory the appearance of being truly part of your original home with added thermal insulation.



Tile Effect Roof

Our range of tile effect options look incredibly authentic and have the latest thermal technologies.



Glass Roof

As standard our glass is toughened and treated for longevity, safety and thermal efficiency.






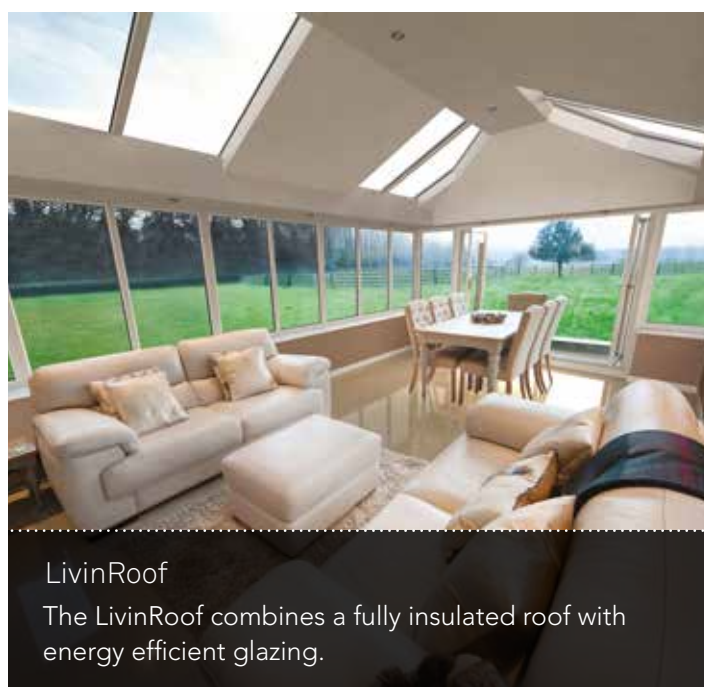
## Roof Options

Practical and traditional options to enhance both appearance and efficiency

We offer a huge choice of roofing solutions for your conservatory; all with fantastic thermal efficiency, strength and high quality finishes. All of these roof options are available to be fitted by us as replacement roofs for existing conservatories.



**Polycarbonate Roof**  
Affordable, robust and available in different colours and shades.



**LivinRoof**  
The LivinRoof combines a fully insulated roof with energy efficient glazing.



# Door Options

## Connect your indoor and outdoor space

Whether your choice is based on practicality or making the most out of your garden, we have the ideal solution.

### Bi-Fold Doors

Bi-fold doors, available in aluminium or uPVC and in a range of colours, add a fantastic open and light feeling to your new room. Especially popular with medium to large conservatories, they create a stunning open space between the inside and outdoors.



### Patio Doors

Our range of sliding patio doors provide an affordable alternative to bi-fold doors but still offer a seamless connection to your outside space. Available as single or double doors depending on your space.

### French Doors

Extremely practical and affordable, French doors are versatile and can be used with any conservatory style. Available in a range of colours and with door furniture options to match your existing frames and property.



# Wall Options

Choosing between dwarf walls or floor to ceiling glass will determine how your conservatory feels and looks from both inside and from your garden. Matching brickwork can be provided to make your conservatory appear part of the original build. Glass will create a lighter, brighter space and there is also always the option to combine glass and walls to create your own desired effect.

## Brick Dwarf Wall

Dwarf walls offer a great finish and a balance between glazing and masonry to suit any design. The inside wall provide a convenient and practical shelf and additional insulation.



Brick Dwarf Wall



## Glass to Ground

Full glass to ground glazing allows the maximum light to flow in giving the feeling of space whilst connecting your house and garden. Our uPVC frame colours can create a bespoke look to your new build.



## Full Brick Wall

Creating a full height brick wall on either or both sides of the conservatory can be an option for properties that are adjoining or where space is limited around the build.

## Cavity trays are fitted in all brickwork where required

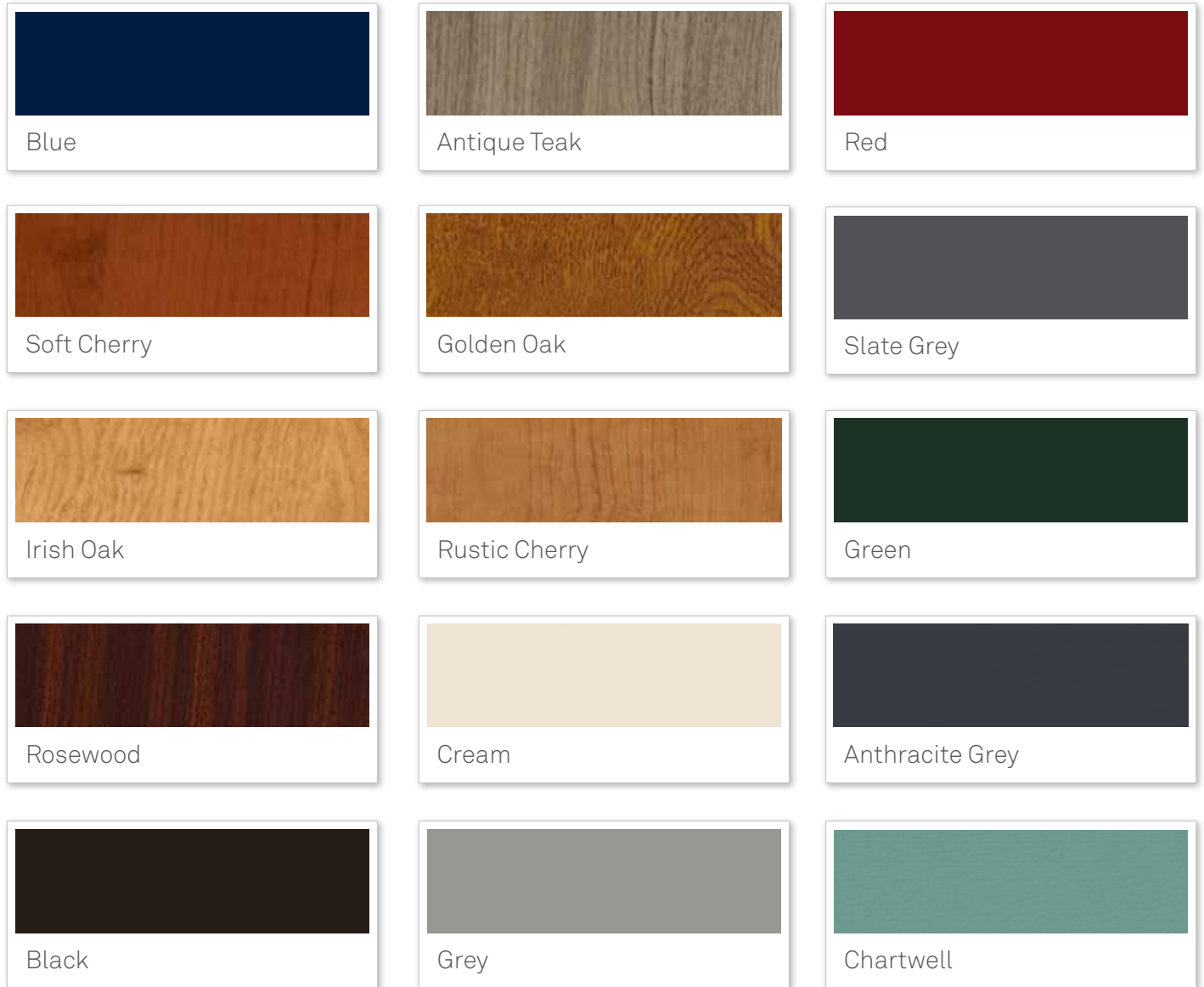
After extended periods of heavy rain, especially when combined with high winds, moisture can penetrate the inner part of the wall. Cavity trays are designed to be built into the wall and direct any water or moisture back out to avoid any internal damage. At Leekes, cavity trays are standard in the construction of all our conservatories where required. Ask our designers for more details on their benefits.



# Colour Options

Our wide choice of colours offer a range of options to match and compliment your existing brick colour and window frames. Our free quote and design service can give you a visual image of how your finished conservatory could look in different colours.

Depending on your chosen build design and desired outcome the colour selected can transform your conservatory into a more traditional or modern look. For example, Chartwell Green or Golden Oak can compliment more traditional designs whereas Slate Grey, Black or White can enhance a modern property.





# Finishing Touches

There are hundreds of ways you can personalise your conservatory to make the space more comfortable on the inside or impressive from the outside. From lighting to exterior décor, our choice of finishing touches will help make your new space your own personal room.

## Flooring



We have thousands of flooring options available for your new conservatory; from tiles and carpet to vinyl and high quality wood or laminate and all in a range of colours, designs and finishes.

## Exterior Lighting



Enjoy your garden into the night with a range of fixed outdoor lights. Choose from a variety of finishes including chrome and brass as well as different bulb colours.

## Interior Lighting



Perfect for utilising space and creating a warm and comfortable atmosphere, interior lights in the roof ridge or pelmet are an extremely popular finishing touch.

## Aluminium Crest



For a more traditional look a crest design running along the centre of the roof creates an impressive focal point. Suitable for all conservatories but perfect for traditional designs such as Edwardian, Victorian and Loggias.

## Aluminium Cornice



Enhance the exterior perimeter with a stunning cornice detail suitable for any conservatory design.

## Tie Bars



Non structural tie bars create an ornate appearance in the roof space, adding an extra detail.



# Testimonials



Lean To Conservatory

“I'm extremely pleased with my Leekes conservatory, it is a quality addition to my house and a room that I can use all year round, so I'm getting to enjoy my garden more. The process from order to completion is easy and well managed and I have already recommended Leekes to friends.”

Mrs R, Gloucestershire



Bespoke Orangery

“The sales staff in the store were brilliant explaining the different options and talking through alternatives, coming in with a price below two other separate quotes from 'specialist' companies. It was great to see teamwork and quality mixed together; and all for a fixed price with no hidden extras.”

Mr and Mrs G, South Wales



Edwardian Conservatory

“I would like to pass on my thanks on to the team at Leekes for their guidance and advice concerning my new conservatory. From the sales person, surveyor and building team, everything went smoothly. Surpassed our expectations.”

Mr & Mrs Jones, South Wales



Edwardian Conservatory



“We are very pleased with our conservatory, it's something we've always wanted and we now spend much of our time there.

The team who constructed the conservatory were very good, worked on time and during a very bad spell of weather. We are so happy with our new space.

Mr & Mrs Rees, South Wales

Bespoke Orangery



“Leekes have demonstrated a level of professionalism and customer care which instilled confidence throughout. The final result is truly stunning and has given our home a focal point that we simply love to spend time in with both family and friends.

Mr & Mrs Flack, Wiltshire

Bespoke Orangery



“I cannot speak highly enough of the team responsible for carrying out the various phases of the project from planning and design to final completion of the project. Prior to and during each stage of construction we were kept completely informed of what it entailed and any likely impact on a daily basis.”

Paul Doolan, South Wales



# Our Service

## 1 Choice

Visit one of our showrooms to gain inspiration on the look of your conservatory or orangery.

## 2 Planning

We offer a free, no obligation design and planning service. Our design consultants will visit your home to discuss your ideas and measure your space, alternatively you can visit your nearest showroom with your measurements.

## 3 Design & Expertise

Our design and planning experts will create a design according to your requirements. This encompasses the initial technical specification and the creation of the 3D design which visualises the proposed layout to show you the overall look of your new project.

## 4 Survey

When you are ready to proceed with your project, we'll send one of our experienced surveyors to your home to confirm that the measurements are accurate.

## 5 Confirmation & Order

Once any outstanding planning or building permissions are fully approved and you are happy with the final design and price, place your deposit and your order will be processed.

## 6 Installation

We offer flexible installation options to suit your requirements and our installation co-ordinators will ensure the project runs smoothly from start to finish.

## 7 Our Promise

At Leekes we provide a quality service from the design stage through to the installation, bringing a wealth of experience and a focus on customer satisfaction – all supported by a 10 year guarantee.

## 8 Aftercare

Your project may be completed but our service is not. Should you have any questions about your conservatory or orangery during its guarantee period we're always happy to help.







How long will my conservatory take to build?

This will depend on your chosen design and planning requirements, but an average timescale is from 8 – 10 weeks from starting baseworks to the finished build. Orangeries can take slightly longer due to the more complex construction involved.



Can I use my conservatory all year round?

Our conservatories and orangeries are fully insulated and designed to retain heat and energy in the winter while remaining cool in the summer.



How much will my conservatory cost?

Every project is different and your choice of optional extras such as colour, glazing design and brickwork will all affect the price. We are confident that our prices are extremely competitive and with our Lowest Price Guarantee we will also match any proven like-for-like quote.



Who can I contact if I have a question?

Your project will have an Installation Manager and a local office in each location. We provide you with the numbers of both so you may contact them during standard office hours with any questions. Our stores are also open 7 days a week and are available for you to contact should you need to.



Do the builders and fitters work for Leekes?

All trades are contracted to Leekes and our builders and fitters are sole contractors. We train them to be able to install a range of products and ensure they are certified as official Fensa installers. This training and testing means they are qualified installers and have a proven track record. As they are our installers and builders their work is fully guaranteed by Leekes, giving you complete peace of mind.



What happens to any building waste?

Leekes dispose of waste from the site leaving it clean and clear. We take environmental issues and waste management seriously and ensure that materials are disposed of correctly.



Who do I pay for the work?

You will only pay Leekes which means you do not have to deal with any risk of unreliable tradesmen or multiple payments. We control the whole project from start to finish for your peace of mind.



Are there any hidden costs?

There will never be any hidden costs or fees. As long as there are no amendments to the original design, your quote is what you will pay, which will be confirmed after our surveyor has visited your property. The quote is valid for 30 days providing you with time to consider your investment.



Will I need planning permission?

We will advise you on whether planning permission is needed and if it is, we will take care of the application for you.



What are the conservatories made from?

The most popular material is uPVC but we also offer aluminium and timber effect conservatories all of which are available in a range of colour options.



Can I match my house bricks?

In most cases a brick match is possible and we offer a professional brick matching service. In the event that an exact match is not possible, we will offer a range of similar options for you to choose from.



What are the payment options?

If you intend to pay the balance in full then there are four payment stages:

- 1<sup>st</sup> payment of 10% upon survey of your job
- 2<sup>nd</sup> payment of 40% which is due on completion of the base
- 3<sup>rd</sup> payment of 35% after the fitting of the frames and roof
- Final payment of 15% upon completion of the contract and build

If you would rather spread the cost, we offer a range of affordable finance options. All finance is subject to status and you can refer to our website for our latest finance offers.





Visit or contact your nearest showroom today:

**Leekes Stores:**

- Bilston** | Great Bridge Road, Bilston, W.Mids. WV14 8LB
- Coventry** | Junction 3 M6, W.Mids, Next to the Ricoh Arena. CV6 6PA
- Cross Hands** | Business Parc, Cross Hands, Carms. SA14 6RB
- Llantrisant** | Cowbridge Road, Llantrisant, RCT. CF72 8XU
- Melksham** | Beanacre Road, Melksham, Wilts. SN12 8AG

---

**Leekes Studios:**

- Caerphilly** | Caerphilly Garden Centre. CF15 7UN
- Wyevale Garden Centres based in:**
- Hereford** | Kings Acre Road. HR4 0SE
- Swindon** | Near Junction 16 M4, Hay Lane. SN4 9QT
- Thornbury** | Milberry Heath, Wotton-under-Edge. GL12 8QH

Web: [leekeswindows.co.uk](http://leekeswindows.co.uk) | Tel: 0800 015 7749